



## Important Phonemes Check-Up

1. You will need to print off 2 Important Phonemes charts.
2. Hand the phonemes chart to your child.
3. Point to any of the phonemes and your child can tell you the sound the phoneme makes.
4. Keep track of your child's progress by crossing out the phoneme on a separate chart as they get the phoneme sound correct.
5. Show your child ALL of phonemes they have gotten correct and tell them what a great job they have done. (If your child needs to work on some phonemes; print off the Phoneme Book(s) and print off the Important Phonemes chart. Make learning the phonemes fun and your child will master the phonemes they need to work on!)

sh



shoe

ch




chese

th



thunder

-ng



ring

-ai-



ain

-ee



ee

-igh



ight

-oa-



oat

-oo-




oon

-ar



ar

-or



orse

-ur



urse

-oi-



oin

-air



air

-ear




ear

-ure



ure

-ow



ow

Important  
Phonemes

